

Dust collector SFR-09

Rectangular type

1. Features


This unit is manufactured from sturdy steel sheets. The individual housing parts are assembled from bended metal segments that are bolted together and sealed with silicone-free seals.

Characteristics

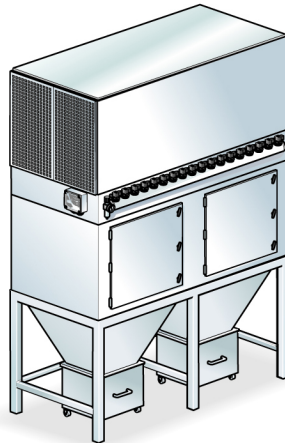
- Compact, space-saving design
- Easy to maintain
- Low noise level
- Efficient, energy-saving cleaning with compressed air by means of Filtration Group rotating wing
- Volume flow range 1800 to 32400 m³/h
- Filter surfaces 60 to 270 m²
- Cartridges changed on the dirt section
- Worldwide distribution



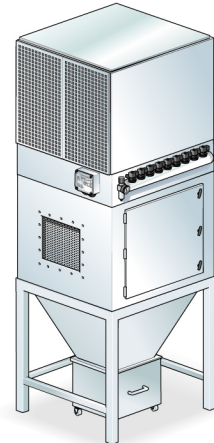
2. Versions



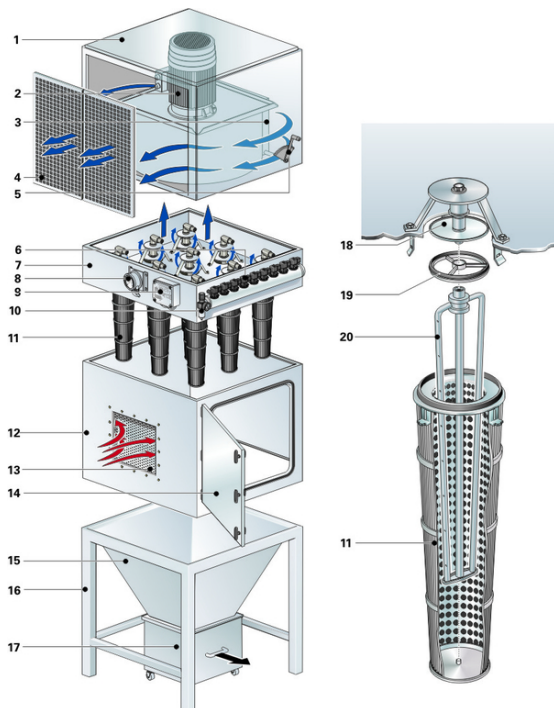
S3, with dust drawer



S1, with collection bin



3. Modules and accessories



- 1 Fan silencer
- 2 Fan
- 3 Volume control damper (optional)
- 4 Discharge grille
- 5 Adjusting lever for volume control damper (optional)
- 6 Pressure vessel with membrane valves
- 7 Clean section
- 8 Differential pressure gauge (optional)
- 9 Cleaning controller
- 10 Pressure reducer
- 11 Cartridge
- 12 Dirt section
- 13 Air inlet with baffle plate
- 14 Access door
- 15 Discharge hopper
- 16 Support frame
- 17 Collection bin
- 18 Dam plate
- 19 Center ring
- 20 Cartridge cleaning nozzle (rotating wing)

4. Funktional description

The dust-laden air flows into the side of the filter housing (12). The perforated baffle plate (13) in the inlet region assures a uniform flow distribution and enables coarse particles to be pre-separated. As it flows through the cartridge (11), fine dust is separated on the surface. The filter cake is cleaned off at fixed intervals, depending on the dust load and the filter surface load. The detached dust drops down through the hopper (15) and is collected in the bin (17). The cleaned air flows into the clean section (7) and is discharged via the discharge grille (4). The fully automatic compressed air cleaning system comprises a pressure vessel with membrane valves (6), an electronic Δp controller (9) and the cleaning nozzles (20).

5. Technical Data

Dust collector

Housing material: 1.0037 (DIN EN 10025)
Surface protection: EPS powder coating RAL 7035 light grey

Max. operating pressure: - 50 mbar

Max. operating temperature: 50 °C without fan silencer
 40 °C with fan silencer

Dust collector capacity*: Type S1: 50 l
 Type S3: 200 l

Access doors: Sizes 010x10 to 020x16: 1 x
 Sizes 024x16 and 029x16: 2x

Cartridges
 Type 852 032 Ti ...**
 (338 NKQ data sheet)

Cleaning

Cleaning system: Filtration Group rotating wing
Medium: Oil, dust and condensate-free compressed air at operating temperature

Compressed air connection: G½ female

Compressed air: 4 bar (max. 6 bar)

Compressed air consumption*: Approx. 60 l to 70 l (fad) per cleaning pulse

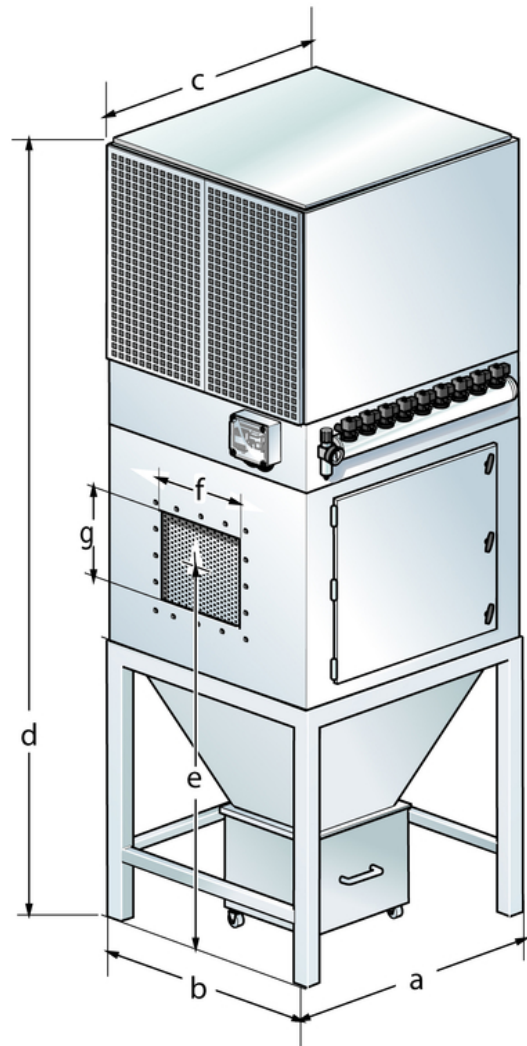
Pulse duration: 1.5 s

Controller: Δ p controlled
 (MFS-05 dp data sheet)

Valves: Electric membrane valves

* Depending on version

** Filter media depending on application



6. Dimensions

Dust collector						Dimensions [mm]					
Type designation	Volume flow* [m³/h]	No. of cartridges	Size	Version	Weight** [kg]	a	b	c	d	e	fxg
SFR-09 004 010x10 S1...	1800 - 7200	4	010x10	S1	800	1015	1015	1100	3636	1500	300x300
SFR-09 004 010x10 S3...				S3	780				3356	1220	
SFR-09 009 016x16 S1...	4050 - 16200	9	016x16	S1	1630	1615		1600	4567	2130	450x450
SFR-09 009 016x16 S3...				S3	1470				3786	1349	
SFR-09 012 020x16 S1...	5400 - 21600	12	020x16	S1	2090	2035		2020	4567	2130	600x600
SFR-09 012 020x16 S3...				S3	1940				3786	1349	
SFR-09 015 024x16 S1...	6750 - 27000	15	024x16	S1	2410	2455		2440	4567	2130	2x450x450
SFR-09 015 024x16 S3...				S3	2180				3786	1349	
SFR-09 018 029x16 S1...	8100 - 32400	18	029x16	S1	2780	2875		2860	4567	2130	
SFR-09 018 029x16 S3...				S3	2520				3786	1349	

* These values may vary depending on the nature of the dust, the composition of the air and the filter media.

** Weight with fan and fan silencer. These values may vary depending on the size of the fan.

Technical data is subject to change without notice!

7. Ordering example

Basic unit				Optional equipment	
Type	No. of cartridges	Size	Version	Collection bin	Dust drawer
SFR-09	009	016x16	S1		
			S3		

8. Design

Please contact us for detailed technical information, any open questions and for general expert advice. Completion of the relevant questionnaire would facilitate in the coordination of all important parameters.

Comprehensive documentation on our product range, cleaning units and elements can be provided. For more information about installation and operation, please refer to our Instruction Manual.

Filtration Group GmbH
Schleifbachweg 45
D-74613 Öhringen
Phone +49 7941 6466-0
Fax +49 7941 6466-429
sales@filtrationgroup.com
www.filtrationgroup.com
70355057.11/2016